



“ENERGY INSPIRED BY NATURE”

SS 230 to 265 Series



**Quality Product**

All Manufactured modules are tested 100% by EL (Electroluminescence) during the Production Process & Free from micro cracks.

Our high-performance modules are highly efficient, reliable and provide optimal output. The company manufactures solar modules in compliance with global standard including MNRE, IEC 61215, 61730-1, 61730-2, 61701, UL 1703, ISO 9001:2008 & ISO 14001:2004 & 18001:2007, MCS.

**High Efficiency**

High Module efficiency is obtaining top performance even in diffused light conditions. We are leaders in providing our customers with maximum sunlight conversion.

**Application Possibilities**

Residential and Commercial rooftops, Car ports, Solar Farming, Balconies, Awnings, Street lights, Fences, and Canopies.

**Our Team**

We have a team of qualified experts and engineers making sure that modules produce maximum power. We pride ourselves in caring for each individual customer needs with detailed attention. Our end goal is to give a highly efficient product with exceptional customer service.

**Guarantee**

Our product is durable and has 25 years performance warranty. Integrated manufacturing of cells & modules in production line guarantees optimum performance.

**RFID**

RFID is an Radio Frequency Identification Technology - enables every individual modules to be uniquely identified. We can provide RFID tag as per customer's request.

**US OFFICE:**

Sonali Energiees USA LLC.,  
409 Grand Avenue, Suite 3,  
Englewood, NJ 07631  
Tel: 201-568-1424  
Toll Free: 1.888.58.SOLAR  
salesusa@sonalisolar.com

**US Manufacturing Facility:**

Sonali Energiees USA LLC.,  
Michigan, USA  
Tel: 201-568-1424  
Toll Free: 1.888.58.SOLAR  
info@sonalisolar.com

**Europe Office :**

Sonali Solar Europe Limited  
Moore Stephens (South)  
City Gates, 2-4 South Gate,  
Chichester, W. Sussex,  
PO 19 8 DJ  
saleseurope@sonalisolar.com

**India Manufacturing Facility:**

Plot No. 180-199  
Surat Special Economic Zone  
Sachin-Dist. Surat 394230  
Gujarat, India  
Tel:+91 0261 2399910 / 2398007  
Mobile : +91 997 896 8011  
sales@sonalisolar.com  
marketing@sonalisolar.com



## Electrical Specifications

Nominal Maximum Power (Pmax)	230 W	240 W	250 W	255 W	260 W	265 W
Optimum Operating Voltage (Vmp)	29.16 V	30.01 V	30.72 V	31.06 V	31.14 V	31.37 V
Optimum Operating Current (Imp)	7.89 A	8.00 A	8.14 A	8.21 A	8.35 A	8.45 A
Open Circuit Voltage (Voc)	37.50 V	37.60 V	37.65 V	37.76 V	37.83 V	38.15 V
Short Circuit Current (Isc)	8.43 A	8.52 A	8.64 A	8.71 A	8.76 A	8.95A

\* Maximum System Voltage : 1000 V (IEC), 600 V (UL)

\* Measurement Power Tolerance on Power 0 to  $\pm 3\%$  Tolerance on Max power Available upon request.

\* Under Standard Test Conditions (STC) of irradiance of 1000W/m<sup>2</sup>, spectrum AM 1.5 and cell temperature of 25 °C

\* Normal Operating cell Temperature (NOCT) of irradiance of 800W/m<sup>2</sup>, spectrum AM 1.5 and ambient temperature of 20 °C, 45 $\pm$  2° C

## Mechanical Specification

<b>Module Dimensions</b>	<b>(1640 X 981 X 40 mm) / (64.57 X 38.62 X 1.57 inch)</b>
Weight	19kgs / 41.89lbs
Junction Box	Protection Class IP65 with Bypass diodes
Cable & Connectors	Solar Cable 900mm length with 4.0mm <sup>2</sup> double Insulated Cable, Multi Contact connector
Cell Arrangement	60 (6 X 10)
Front Cover	3.2mm Tempered Glass (ARC)
Encapsulate	EVA
Back Cover	Composite Sheet
Frame	Silver Matt Finished Anodized frame, Anodizing Coating Thickness $\geq 16 \mu\text{m}$

### Temperature Coefficients

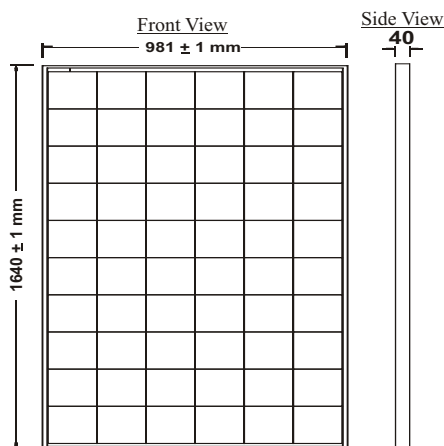
Coefficient of Current $\alpha$	(0.065 %/°C)	Product Warranty	10 Years
Coefficient of Voltage $\beta$	(-0.331 %/°C)	Performance Warranty	First 10 Years up to 90%, next 15 years up to 80%
Coefficient of Power $\lambda$	(-0.439%/°C)	Approvals & Certificates	IEC 61215, 61730-1, 61730-2 & 61701 UL 1703, MCS, MNRE

### Product Guarantees

### Tested Operating Conditions

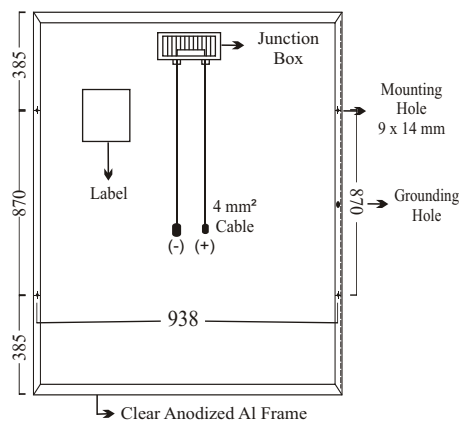
Temperature Cycling Range	(-40°C~+85°C)
humidity Freeze, Damp Heat	85 % RH

### Dimensions

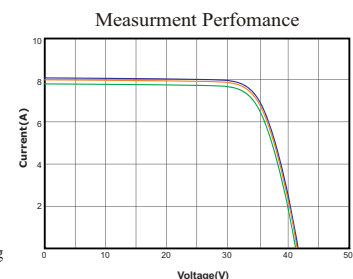


All dimensions are in mm

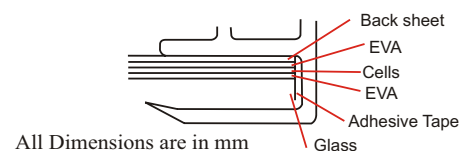
### Back View



### IV Curve



SS 265 – 1000 w/m<sup>2</sup>, 25°c    SS 260 – 1000 w/m<sup>2</sup>, 25°c  
 SS 255 – 1000 w/m<sup>2</sup>, 25°c    SS 250 – 1000 w/m<sup>2</sup>, 25°c  
 SS 240 – 1000 w/m<sup>2</sup>, 25°c    SS 230 – 1000 w/m<sup>2</sup>, 25°c



All Dimensions are in mm